






ASSORTIMENTSOVERZICHT SCHELLEVIS®

	LxBxH cm	Kg	Kleuren	Wapening	Toepasbaar voor	Opmerking
Tegels						
	20x20x5	4	● ● ● ● ● ●		🏠 🏡	
	20x20x7	6	● ● ● ●		🏠 🏡	
	40x40x5	17	● ● ● ●		🏠	
	40x40x7	25	● ● ● ●		🏠 🏡	
	50x50x5	27	● ● ● ● ● ● ● ●		🏠	
	50x50x7	39	● ● ● ● ●		🏠 🏡	
	60x40x5	26	● ● ● ● ●		🏠	
	60x40x7	37	● ● ● ●		🏠 🏡	
	60x60x5	39	● ● ● ● ● ● ● ●		🏠	
	60x60x7	55	● ● ● ● ●		🏠 🏡	
Grootformaat tegels						
	80x40x5	36	● ● ● ●	✓	🏠 🏡 🏢	
	80x80x5	71	● ● ● ● ● ● ● ●	✓	🏠 🏡 🏢	
	80x80x10	143	● ● ● ● ●	✓	🏠 🏡 🏢	
	100x100x5	109	● ● ● ● ● ● ● ●	✓	🏠 🏡 🏢	
	100x100x8	178	● ● ● ● ● ●	✓	🏠 🏡 🏢	
	100x100x10	223	● ● ● ● ● ● ● ●	✓	🏠 🏡 🏢	
	100x100x12	267	● ● ● ● ● ●	✓	🏠 🏡 🏢	
	120x60x7	112	● ● ● ● ●	✓	🏠 🏡 🏢	
	120x120x7	224	● ● ● ● ● ● ● ●	✓	🏠 🏡 🏢	
	120x120x12	384	● ● ● ● ● ●	✓	🏠 🏡 🏢	
	150x120x10	400	● ● ● ● ● ● ● ●	✓	🏠 🏡 🏢	
	200x50x10	225	● ● ● ● ● ● ● ●	✓	🏠 🏡 🏢	
	200x100x10	450	● ● ● ● ● ● ● ● ● ●	✓	🏠 🏡 🏢	
	240x60x12	385	● ● ● ● ● ●	✓	🏠 🏡 🏢	
	240x120x12	770	● ● ● ● ● ● ● ●	✓	🏠 🏡 🏢	
Trapezium tegel						
	120x30/60x8	98	● ● ● ●	✓	🏠 🏡	
Opsluitingen						
	100x20x5	22	● ● ● ● ● ● ● ●	✓	🏠 🏡	
	100x20x7	31	● ● ● ● ●	✓	🏠 🏡	
	100x30x5	33	● ● ● ● ● ● ● ●	✓	🏠 🏡	
	100x30x7	46	● ● ● ● ● ●	✓	🏠 🏡	
	100x40x5	43	● ● ● ● ● ● ● ●	✓	🏠 🏡	
	100x40x7	61	● ● ● ● ● ●	✓	🏠 🏡	
	100x50x5	54	● ● ● ● ● ● ● ●	✓	🏠 🏡	
	100x50x7	77	● ● ● ● ● ●	✓	🏠 🏡	

	LxBxH cm	Kg	Kleuren	Wapening	Toepasbaar voor	Opmerking
Ronde tegels						
	Ø60x7	45	● ● ● ●		🏠 🏡	
	Ø100x8	142	● ● ● ●	✓	🏠 🏡	
Stenen						
	21x7x8	2,6	● ● ● ● ● ● ● ●		🏠 🏡	Dikformaat
	15x5x7	1	● ● ● ●		🏠 🏡	Kleinplaveisel
	40x10x10	9	● ● ● ●		🏠 🏡	
Grasbetontegels						
	37,5x37,5x7	14	● ● ● ●		🏠 🏡	Eco tegel, 6 kant
	40x10x10	10	● ● ● ●		🏠 🏡	Met nokken 5x6 cm
Traptreden						
	200x37x15	250	● ● ● ●		🏠	Blokmodel
	100x37x15	125	● ● ● ● ● ● ● ●		🏠	Blokmodel
	50x37x15	63	● ● ● ● ●		🏠	Blokmodel
	60x60x15	104	● ● ● ● ● ●		🏠	Hoekstuk 37 binnen ¹
	60x60x15	104	● ● ● ● ● ●		🏠	Hoekstuk 37 buiten ²
	100x40x20	173	● ● ● ● ● ● ● ●		🏠	Blokmodel
	50x40x20	87	● ● ● ● ● ●		🏠	Blokmodel
	60x60x20	137	● ● ● ● ● ●		🏠	Hoekstuk 40 binnen ¹
	60x60x20	137	● ● ● ● ● ●		🏠	Hoekstuk 40 buiten ²
	100x40x15	57	● ● ● ● ● ●	✓	🏠	L-model
Stapelementen						
	75x15x15	38	● ● ● ● ● ● ● ●		🏠 🏡	
	100x20x12	55	● ● ● ● ● ● ● ●		🏠 🏡	
	100x20x20	91	● ● ● ● ● ● ● ●		🏠 🏡	
	100x20x12	53	● ● ● ● ● ● ● ●		🏠 🏡	Betonbiels ³
Zwembadranden						
	100x40x5	43	● ● ● ● ● ● ● ●	✓		
	100x100x5	109	● ● ● ● ● ● ● ●	✓		
	100x40x5	35	● ● ● ● ● ● ● ●	✓		Verstek hoekstuk Li
	100x40x5	35	● ● ● ● ● ● ● ●	✓		Verstek hoekstuk Re
	100x100x5	108	● ● ● ● ● ● ● ●	✓		Hoekstuk
Zitelementen						
	100x60x40	520	● ● ● ● ● ● ● ●		🏠 🏡	Zitelement ⁴
	90x50x15	151	● ● ● ● ● ● ● ●			Sokkel
	200x60x40	1040	● ● ● ● ● ● ● ●		🏠 🏡	Zitelement ⁴
	190x50x15	318	● ● ● ● ● ● ● ●			Sokkel
	50x50x50	280	● ● ● ● ● ● ● ●		🏠 🏡	Kubus

¹ Binnenzijde afgerond

² Buitenzijde afgerond

³ Met vellingkant

⁴ Optioneel kan het zitelement besteld en geplaatst worden op een iets kleinere sokkel