




**CASE STUDY**

Villa garden in  
Numansdorp

**RUGGED AND  
LUXURIOUS,  
BROUGHT  
TOGETHER IN A  
SINGLE DESIGN**




'A garden should be beautiful and a garden has to be functional. But above all, a garden must be green. A good garden design is the ultimate alignment of architecture with nature. The paving in a garden deserves attention but the leading role is always reserved'

*Peter van der Velden - Exclusieve Buitenruimtes*

Peter van der Velden, Exclusieve Buitenruimtes, designs according to this vision. It's the same vision that makes Peter enjoy working with Schellevis® concrete. A versatile product that brings harmony to a garden design. The tile's unique appearance always supports a garden design.

'The great thing about Schellevis is the timelessness. You can use their products in classic designs but also in modern concepts. And because it's constant, timeless, you can always count on it. In ten years from now, you can still re-order the same tile,' Peter explains.




And you can combine endlessly with the Schellevis range of concrete products. I can do so much with this material. I use it to make seating elements, stairs and even complete walls. By using kerb stones flat, you can lay strips in a straight course, a common bond, a random bond or even a herringbone pattern. And with suspended patios, I can play with the space. So you can vary enormously with just one kind of material, while still preserving the tranquillity and cohesion.'



'Not only that, but a concrete slab is heavy enough to lay directly on a bed of sand. 'In the part of the country where I do a lot of work, the Rotterdam region, the substrate is subject to subsidence. A solid foundation is needed if you want to use a ceramic tile and that's expensive. Not to mention that you'll have to raise it again after a few years. That's money you'd actually rather spend on plants. In something that's visible,' says Peter.

**'IF I'M GOING TO USE CONCRETE IN A DESIGN, I ALMOST ALWAYS CHOOSE SCHELLEVIS.'**



## THE DESIGN PROCESS

The client makes their wishes known before the design process begins. Which wishes does a garden have to fulfil for the end user? 'In the initial designing phase, I generally start with the product: one material, maybe in two different shades.



Naturally, concrete is not the right solution for all wishes. Sometimes, there's a preference for a ceramic tile, for example. I explain the choice of material to the client in my proposal. And if I choose to use a concrete tile, I almost always choose Schellevis.'



Schellevis® paved paths are the connecting factor between the various parts of the garden. The Corten steel bridge forms a lovely line of sight from the house. Add to that the garden path and the patios, and the whole thing has a playful effect. A garden path, laid using 120x60 slabs, connects the patio with the overhang. The overhang with storage space has the same style, detail and also the same kink as the main house. All realised with Schellevis® products. The outdoor space now becomes an extension of the villa.



## A RUGGED BUT NOT TOO SERIOUS VILLA

In Numansdorp, Peter van der Velden designed a garden around a distinctive new-build villa. It consists of three oblongs in a staggered layout. That was due to the polygonal plot which has many slanting lines. Plus, there are differences in height in the garden. So the plot itself has many slanting lines both in the height and the surface area. This results in lovely lines. Peter made smart use of that in the garden design.





Schellevis

Loswal 11

4271 BA Dussen

The Netherlands

 +31 (0)416-39 11 47

 [info@schellevis.nl](mailto:info@schellevis.nl)

 [www.schellevis.nl/en/](http://www.schellevis.nl/en/)