

CASE STUDY

Terrace rural villa
in Hellendoorn



A SUSPENDED PATIO IN IDYLIC GREENERY



Enchanting garden at a rustic villa in Hellendoorn

In Hellendoorn, there is a rustic villa with a striking design, surrounded by beautiful landscape. The ample plot is richly filled with greenery. The green of the surroundings is reflected in the garden, through the various colour nuances, shapes, formats and textures. This is in stark contrast to the light grey of the rugged concrete slabs, robust feel of Corten steel elements and the panoramic views from all sides of the house. The raised patio in the back garden is an exciting feature. It looks like a floating raft in an abundance of greenery.

The driveway was installed using maassplit gravel in a light colour. Richard de Jong, of Studio Nova, deliberately chooses the light grey for his designs, where it concerns large areas of paving in the garden. 'The light colour really highlights the green of the plants and on top of that, it doesn't discolour.'

Large 200x100 cm Schellevis® slabs in the gravel form a path to the entrance of the house. The entrance is imposing and the large slabs accentuate that effect. As you walk through the garden around the house, you immediately see the surrounding landscape.



AMAZING LINES OF SIGHT

Richard designed this garden with that situation in the landscape in mind. 'From the villa, you have three different lines of sight to the outdoor space. We filled each of them, as it were, with wonderful eye-catchers.' To the left, your gaze is drawn towards the trees, by way of an oblong Corten steel pond. A contrasting object that, thanks to its length, makes the view to the back more interesting. In the centre, the lawn runs through to the French windows, making it look as though the meadows to the rear are connected to the garden. 'We reinforced the illusion of the plot being boundless with a rustic garden fence. That way, the meadows to the rear seem to be part of the plot,' Richard explains. Unlike in traditional designs, the patio is not central. It is situated a little more to the right, out of sight from the kitchen.

'SOMETIMES YOU TRY SOMETHING NEW, AND HERE, IT WORKED OUT REALLY WELL.'






But it's not so much the location of the patio that makes it special. Richard raised it, so that it looks as though it's floating above the ground. It started as an experiment. 'Sometimes you try something new, and here, it worked out really well. I used the 200x100 cm Schellevis® slab here too. It breaks the long line of the block paver path and makes the whole thing a bit more exciting.' The Schellevis® slab is excellent for constructing a raised patio. 'The side edge of the slab is finished the same way as the top. So the side edge looks just as great,' says Richard. The patio feels like a floating raft in a sea of green. The light grey of the large format complements the various shades of green, and also the darker grey of the smaller block paver. From the overhang, Millboard decking runs all the way to the right. It's the same light colour as the slabs. The variety in materials keeps the whole exciting, while the unity in colour preserves the harmony here.

WELL-CONSIDERED VARIATION

Studio Nova was commissioned to design a garden on this ample plot, using existing elements. Components that formed an interesting starting point for the designer. In this garden, Richard chose great diversity with many different colours of foliage. 'Flowers only bloom for a limited part of the year. Choosing to have lots of variation in foliage colour and texture means the garden looks lovely all year round.' The variety can be found not only in the choice of plants. Richard also plays with different colours and kinds of paving and adds a little tension with plant containers and water features in Corten steel. 'The variation was carefully considered and that creates harmony. The garden has an interesting, luxurious feel and the transition to the surrounding landscape is consequently seamless. This garden fits perfectly into its surroundings.'





Schellevis
Loswal 11
4271 BA Dussen
The Netherlands
 +31 (0)416-39 11 47
 info@schellevis.nl
 www.schellevis.nl/en/