



**SHELLEVIS®**



**PRODUCT SPECIFICATIONS**

**SHELLEVIS®  
BLOCK PAVERS**
















Schellevis® block pavers are ideal for use on a patio or driveway. They are also often used as edging or a decorative connection. That might be mosaic with a herringbone or stretcher bond , for example.

Schellevis® block pavers are available in two sizes and a variety of colours. Thanks to their recognisable traditional Dutch appearance and structure, the block pavers are easy to combine with other products in the Schellevis® range. Particularly if you choose those products in the same colour. Combining the best of natural raw materials and colouring agents with a special production process and Dutch craftsmanship gives the block pavers their unique and timeless character. Schellevis® block pavers feel right at home in a number of places: around the outside of the house, on the roof and in public outdoor spaces.

#### **GUIDED BY NATURE**

*We believe it's important that an outdoor space is well-balanced and exudes tranquillity. Because in a living environment like that, you can relax; you're in your element, enjoying it. Whether alone or together with others. The outdoor space is the Schellevis® domain and nature is a major source of inspiration. We connect architecture with nature, with respect for the environment. That's how we contribute to a sustainable, natural experience of the outdoor space*

## PRODUCT SPECIFICATIONS SCHELLEVIS® BLOCK PAVERS

LxBxH in mm	Type	Kg	kg per m <sup>2</sup>	# pavers per m <sup>2</sup>	# pavers per pallet	Pallet size in mm	Colours	Can be used for
210x70x80	Block paver large	2,6	172	68	550	1000x1070	     	 
150x50x70	Block paver small	1,2	133	133	840	950x1090	 	 
400x100x100	Block paver XL	9	225	25	162	100X82		 

### Product features

- Unique Schellevis® structure and appearance
- Products taper (1.5 mm each side)
- No bevel
- Durable due to the use of natural raw materials and colouring agents
- Non-slip
- Resistant to frost and road salt
- Country of origin: The Netherlands
- Material type: Concrete

### Technical features



- Dimensional stability (L/B):  
≤ 100 mm D (L/B): ± 2 mm, (D) ± 3 mm
- Dimensional stability – diagonal:  
≤ 300 mm: ≤ 3 mm
- Splijttreksterkte: ≥ 3,6 N/mm<sup>2</sup>
- Wear resistance: ≤ 23
- Environmental class: XF4
- Slip resistance: R13
- Reaction to fire: NPĐ
- Weather resistance (frost/thaw): 1 kg/m<sup>2</sup>

### Processing instructions

- Both the top and side can be placed in sight since both are provided with the characteristic Schellevis® structure.
- If you want to have a minimal joint, rotate the paving stones 45 degrees so that the long side is at the top. If you choose to lay the paving stones flat, place them the way they are delivered on the pallet.
- Lay the products on a bed that is stable, level and draining. That way, the products will be well anchored and you will prevent subsidence.
- The block pavers are suitable for vibratory compacting.
- There may be a natural variation in structure or colour in each batch. This variation is due to the production process and is part and parcel of the natural character of the product.
- It's therefore advisable to mix the products from several pallets when processing.

### Schellevis® quality

- Tested according to European standards: EN 1338
- NL BSB certificate K20627
- CE certificate and DoP 520
- CSC mark (Concrete Sustainability Council)
- NL Greenlabel



**SCHELLEVIS®**