

CASE STUDY

**Entrance
in Haaksbergen**



**CONTEMPORARY
DESIGN,
INTEGRATED INTO
THE GREENERY**



In the outlying areas of Haaksbergen, you can unexpectedly come across a gem of a garden. In the green surroundings, there's a rustic, but contemporary villa, with thatched roof and façade. Long, clean lines in the garden fit perfectly with the home, resulting in it being integrated harmoniously into the green surroundings. The impressive but friendly entrance suggests that the villa and gardens to the rear are equally impressive.

Richard de Jong, of Studio Nova, designed this garden. The home-owners wanted a low-maintenance garden that blended in with both the villa and the surroundings. Initially, the idea was to design a new back garden.

The gardens to the front and the rear are separated from each other by the villa. However, both are essential if the home and surroundings are to be in balance, so Richard de Jong was commissioned to design the front garden too.



A LEADING ROLE FOR GREENERY

The leading role is not for the modern paving at the entrance. Giving greenery that role ensures the plot has a friendly feel. In the centre is a lawn, framed by broad gravel paths. They lead cars to the left towards the parking place in front of the garage.

DIVERSITY IN PLANTS MEANS YEAR-LONG AMBIANCE

A catalpa with yellow leaves has pride of place on the lawn. A border filled with a variety of plants lies parallel to the façade, about a metre away. They range from fountain grass to panicle hydrangias and a blue-flowering Paulowna tomentosa (Empress tree). The plants are not only diverse in appearance but their flowering periods differ too. That means green all summer, changing colour in the autumn and a lovely rugged look in the winter. The variety in these plants aligns all year round with the thatch cladding on façade and roof.

HAVING THE SLABS STICK OUT JUST ABOVE THE SOIL IS A LOVELY EFFECT.



BIG STEPPING STONES

Large slabs go from the entrance and cross the central lawn. Schellevis® slabs, 100x200 cm laid like big stepping stones going from the front door over gravel and grass. Richard de Jong chooses Schellevis® concrete slabs for almost every one of his designs. 'They stay clean, the colour doesn't fade and the edge has the same structure as the top. Having the slabs stick out just above the soil is a lovely effect. That doesn't only look nice, it's also very practical. The gravel won't spill onto the slabs when it's walked on. And it's laid in stabilisation mats, to keep it in its place.

BY WORKING WITH CONTRAST, THE BORDERS HOLD THE INTEREST.



BEAUTIFUL AND FUNCTIONAL

The main patio, attached to the house, has a louvred Livium roof. The slats can be adjusted to allow more sun or more shade as desired. And closed completely, the roof shields against rain and wind. 'This patio already existed. But now, there are Schellevis® 80x80 cm slabs around it.' That way, Richard succeeded in connecting this patio with the rest of the garden. The walls around the swimming pool are low, so they also act as seating. Again, the wall copings are from the Schellevis® range. Because a Schellevis® slab also works well as a seating element. And once again, single Schellevis® slabs were placed in the garden as stepping stones. 'The 50x100 cm format is ideal for that. They can be laid in the grass, in the right proportions, so that they're easy to walk on.' Richard used maassplit for the gravel path, at both the front and rear. 'You often see a homogenous anthracite grey gravel used. But that makes me think of graveyards. This maassplit is more of a melange, which looks friendlier and closer to nature. Plus, it matches the light grey slabs perfectly.'




AT FIRST GLANCE, A PROMISE OF MORE

This entrance, with its warm and welcoming character, promises great things for the back garden. And from inside the villa, you see immediately that the promise has been kept. Here too, the plants have been chosen for year-round enjoyment. Not only for people, but also for birds, butterflies, bees and other insects that profit from this garden. The flower borders are structured from low to high, like a grandstand, and bloom all year. Richard de Jong also took care with the foliage. By working with contrast between leaves, fine and coarse, light and dark, the borders remain interesting. After all, flowers often bloom only for a few weeks, but the foliage is visible for around eight months. Spiciform flowers are combined with umbellifer ones. For the patio at the back door, Richard used Schellevis® 120x120 cm slabs. 'The format of these slabs is just right for the style of the house,' Richard explains. They're placed in the design drawing in such a way as to have minimum cutting waste. 'That gives a cleaner, more restful appearance.'



In this project, Richard varied the format and uses of the Schellevis® slab. But he stayed faithful to the colour. 'The light grey colour really highlights the green of the plants. That's why I often choose this colour. It's less dominant and still very friendly.' In this garden, the appearance of the Schellevis® slab and its endless possibilities



Schellevis
Loswal 11
4271 BA Dussen
The Netherlands
 +31 (0)416-39 11 47
 info@schellevis.nl
 www.schellevis.nl/en/